

Beaver Meeting Schedule: Week Two

Theme: Pirates



Date: _____

<i>Time</i>	<i>Activity</i>	<i>Program Details</i>	<i>Leader Responsible</i>
10 mins.	Gathering Activity	Walk the Plank <i>(See Detail Planning Sheet)</i>	
5 mins.	Opening Ceremony	<i>Details can be found in the Beaver Leader's Handbook</i>	
10 mins.	Game	Find Your Caption <i>(See Detail Planning Sheet)</i>	
20 mins.	Theme Activity	Make Pirate Hats <i>(See Detail Planning Sheet)</i>	
10 mins.	Song / Story	Pirate Story <i>(See Detail Planning Sheet)</i>	
10 mins.	Lodge Meeting	Review the Treasure Map and share more cues. Ask them to think about what the clues could mean, and where the Treasure might be found. Remind them to come dressed as Pirates, next week.	
5 mins.	Spiritual Fellowship	Recite Promise / Law Prayer / Talk	
5 mins.	Closing Ceremony	<i>Details can be found in the Beaver Leader's Handbook</i>	
15 mins.	Leader Discussion Time	Review meeting and discuss next week's plans	

Meeting
Notes:



Beaver Meeting - Detail Planning

Theme: Pirates

Games

Walk the Plank:

- Each lodge should use a bench as an imitation plank.
- A leader stands at one end; the Beavers line up at the other.
- In turn, each Beaver walks the plank.
- As he reaches the end, the leader asks a question about his Beaver Promise, Law or Motto.
- If he answers correctly, he can turn around and walk back to the ship. If not, he has to “swim” back to the ship through the sharks (other leaders or Keeo).

Find Your Captain:

- Each lodge requires crayons and one piece of cardboard.
- Working together, the Beavers draw and colour a picture of “their” Pirate Captain.
- To play the game, spread the pictures of the Captains on the floor.
- Set the Beavers “sailing” (walking) around the room.
- On the command, “Find Your Captain”, Lodges quickly gather around their Captain. Do this a couple of times, then explain that a terrible storm sank one pirate ship, and the Captain is missing!
- Remove one of the Captain’s pictures. Tell the Beavers they will have to share their Captains with these Beavers.
- Keep removing Captains until all the Beavers are gathered around one picture.




Beaver Meeting - Detail Planning

Theme: Pirates

Crafts

Pirate Hats:


- Fold a sheet of newspaper in half along the middle fold.
- Place it with the long, open side toward you.
- Fold down the upper corners to meet in the middle; crease the folds well.
- Now you have a triangle with an extra strip at the bottom.
- Fold up the front strip to the front, and the back strip to the back.
- Open up the hat and fit it onto a Beaver's head. If it is too big, try smaller-sized paper or simply use staples to make a better fit.






Beaver Meeting - Detail Planning

Recommended Stories



Grandma and the Pirates
by Phoebe Gilman



Captain Teachum's Buried Treasure
by P. Carter