



Beaver Meeting Schedule: Week One

Theme: Dinosaurs

Date: _____

<i>Time</i>	<i>Activity</i>	<i>Program Details</i>	<i>Leader Responsible</i>
10 mins.	Gathering Activity	Make a Dinosaur <i>See Detail Planning Sheet</i>	
5 mins.	Opening Ceremony	<i>Details can be found in the Beaver Leader's Handbook</i>	
10 mins.	Game	Dinosaur Race <i>See Detail Planning Sheet</i>	
20 mins.	Theme Activity	Pterodactyls <i>See Detail Planning Sheet</i>	
10 mins.	Song	Dino the Dinosaur Song <i>See Detail Planning Sheet</i>	
10 mins.	Lodge Meeting	Beaver Talk, Reminders	
5 mins.	Spiritual Fellowship	Recite Promise / Law Prayer / Talk	
5 mins.	Closing Ceremony	<i>Details can be found in the Beaver Leader's Handbook</i>	
15 mins.	Leader Discussion Time	Review meeting and discuss next week's plans	

Meeting
Notes:



Beaver Meeting - Detail Planning

Theme: Dinosaurs

Crafts

Make a Dinosaur

- Provide pipe cleaners in assorted colours and sizes, as well as scissors.
- Ask the Beavers to make a skeleton of a dinosaur using the pipe cleaners.
- Have some pre-assembled dinosaurs on hand to spark ideas.

Games

Dinosaur Race:

- Split into lodges
- Each lodge has the Beavers sit in a circle
- Choose one Beaver to be the “*Beversaurus*”
- This pre-historic beast now starts crawling around the outside of the circle
- The other Beavers sing the song, “Ten Little Indians”, but substitute dinosaur for “Indian”
- When they reach ten, the “*Beversaurus*” nudges a Beaver in the back with his nose and the two of them crawl around the circle in opposite directions back to the starting point.
- The Beaver who was sitting in the circle now becomes the “*Beversaurus*” and continues crawling around as the song starts again.
- Play until everyone has had a turn.

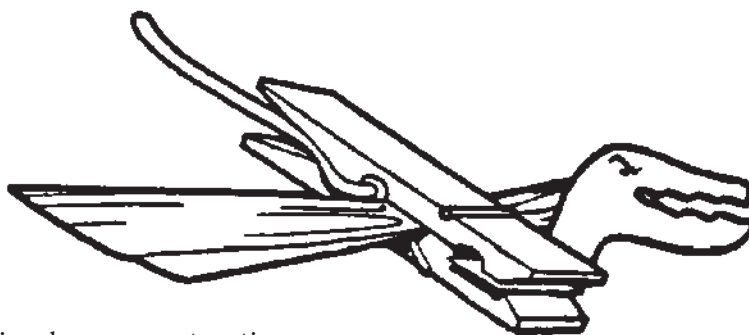


Beaver Meeting - Detail Planning

Theme: Dinosaurs

Crafts

Pterodactyls

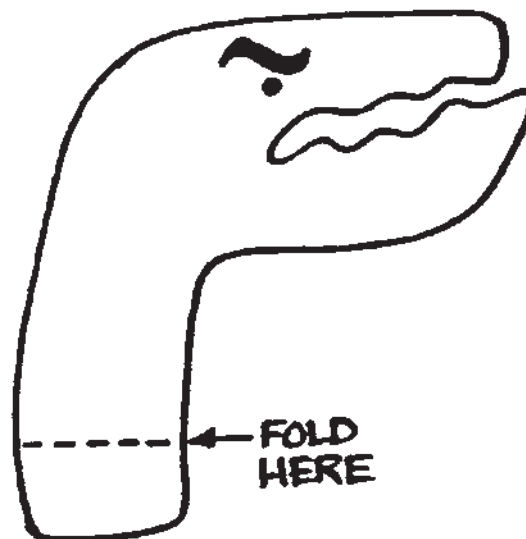


Supplies:

- Each flying lizard requires brown construction paper for the head
- 1 clothespin for the body
- Pieces of black or brown crêpe paper for the wings
- Brown pipe cleaner for the tail
- Black magic marker for the eyes.

Directions:

- With the pattern, trace the head onto paper and then cut it out
- Add eyes on both sides
- Fold the neck up at the dotted line
- Cut a piece of crêpe paper 18cm x 18cm for the wings
- Pinch the paper together halfway along its length, then clip the paper in the clothespin as far back against the spring as possible (*See illustration at right*).
- Attach the head by “clipping” the folded edge in the jaws of the clothespin.
- Cut the pipe cleaner into a 10cm length. Form it into an “L”, and punch the short end into the spring. Gently straighten the long end of the pipe cleaner to form the tail.





Beaver Meeting - Detail Planning

Theme: Dinosaurs

Songs

Dino the Dinosaur

(Tune: Yogi Bear)

I have a friend that you all know, Dino, Dino
I have a friend that you all know, Dino, Dino Dinosaur
Dino, Dino Dinosaur, Dino, Dino Dinosaur,
I have a friend that you all know, Dino, Dino Dinosaur

Dino has a little friend too, Itchy, Itchy
Dino has a little friend too, Itchy, Itchy Dinosaur
etc...

Dino has a girl friend too, Tizzy, Tizzy
Dino has a girl friend too, Tizzy, Tizzy Dinosaur
etc...

They all have an enemy, Caveman, Caveman
They all have an enemy, Caveman, Caveman Ugh
etc...

They all live in Rocky Town, Rocky, Rocky
They all live in Rocky Town, Rocky, Rocky Town
etc...

Actions:

Dino: Pretend to swing a tail

Itchy: Pretend to scratch themselves

Tizzy: Spin in a circle

Caveman: Pretend to swing a club

Rocky Town: Hunch over like a rock



Beaver Meeting Schedule: Week Two

Theme: Dinosaurs

Date: _____

<i>Time</i>	<i>Activity</i>	<i>Program Details</i>	<i>Leader Responsible</i>
10 mins.	Gathering Activity	Feed the Dinosaur <i>(See Detail Planning Sheet)</i>	
5 mins.	Opening Ceremony	<i>Details can be found in the Beaver Leader's Handbook</i>	
10 mins.	Game	Dinosaur Steps <i>(See Detail Planning Sheet)</i>	
20 mins.	Theme Activity	Caveman Art <i>See Detail Planning Sheet</i>	
10 mins.	Song / Story	Story: Dinosaur <i>See Detail Planning Sheet</i>	
10 mins.	Lodge Meeting	Reminder: Note to take Home. <i>Reminder to come dresses as Cavemen the next week.</i>	
5 mins.	Spiritual Fellowship	Recite Promise / Law Prayer / Talk	
5 mins.	Closing Ceremony	<i>Details can be found in the Beaver Leader's Handbook</i>	
15 mins.	Leader Discussion Time	Review meeting and discuss next week's plans	

Meeting
Notes:



Beaver Meeting - Detail Planning

Theme: Dinosaurs

Games

Feed the Dinosaur:

- Ask that same talented leader who drew the T-Rex to draw another dinosaur, but this one with a hole in its mouth.
- Give the Beavers bean bag “steaks” to throw through the hole to feed the dinosaur.
- A leader can stand behind it roaring, “The dinosaur’s hungry!”

Dinosaur Steps:

- Divide the Beavers into their lodges.
- The first Beaver in each group stands on the starting line with the others in a single file behind.
- On a signal, the first Beaver takes the biggest, longest step forward he or she can make.
- The second Beaver starts from that stopping point and takes a second giant step. The object is to work together to get from the start to the finish line.



Beaver Meeting - Detail Planning

Theme: Dinosaurs

Crafts

Caveman Art

Supplies:

- Sheets of sandpaper (fine grade)
- Wax Crayons
- Oven.



Directions:


- Ask your Beavers to draw a crayon design on the sandpaper, pressing very hard and covering the sandpaper completely with crayon wax.
- Designs with large sections of colour, rather than details, work best.
- Put the finished drawings on cookie sheets and place on the middle shelf of an oven at 250°F for 10 - 15 seconds.
- Keep the door open so the Beavers can watch the wax melt.
- Remove the finished paintings and let the wax cool.
- Decorate the pond with this art work.



Beaver Meeting - Detail Planning

Theme: Dinosaurs


Recommended Stories



Danny and the Dinosaur
by Syd Hoff



Dinosaur Time
by Parish and Label



Tyrone the Horrible
by H. Wilhelm

AND

The Spike-Tailed Dinosaur: Stegosaurus
by Michael Berenstain



Beaver Meeting Schedule: Week Three

Theme: Dinosaurs

Date: _____

<i>Time</i>	<i>Activity</i>	<i>Program Details</i>	<i>Leader Responsible</i>
10 mins.	Gathering Activity	Pin-the-Tail on the T-Rex <i>See Detail Planning Sheet</i>	
5 mins.	Opening Ceremony	<i>Details can be found in the Beaver Leader's Handbook</i>	
10 mins.	Game	T-Rex Stomp <i>See Detail Planning Sheet</i>	
20 mins.	Theme Activity	Skiing T-Rex <i>See Detail Planning Sheet</i>	
10 mins.	Song	Song: T-Rex Went over the Mount <i>See Detail Planning Sheet</i>	
10 mins.	Lodge Meeting	Beaver Talk / Reminders	
5 mins.	Spiritual Fellowship	Recite Promise / Law Prayer / Talk	
5 mins.	Closing Ceremony	<i>Details can be found in the Beaver Leader's Handbook</i>	
15 mins.	Leader Discussion Time	Review meeting and discuss next week's plans	

Meeting
Notes:



Beaver Meeting - Detail Planning

Theme: Dinosaurs

Games

Pin the Tail on the T-Rex:

- Ask a talented leader to draw a large picture of a Tyrannosaurus-Rex Dinosaur without a tail.
- Draw the tail on a separate piece of paper.
- Blindfold the Beavers, twirl them around and ask them to pin-the-tail on the T-Rex.
- Some funny looking dinosaurs will result from this activity.

T-Rex Stomp:

- Blow up lots of balloons for this game, and spread them around the room.
- Give the Beavers paper bags to slip over their feet.
- They are now "*Beaversauruses*" and are to run around stomping flat, the little balloon "Pests".



Beaver Meeting - Detail Planning

Theme: Dinosaurs

Crafts

Skiing T-Rex

Supplies:

- Pinecone
- Construction paper
- Scissors
- Craft Sticks (2)
- Glue sticks for glue gun
- Glue gun
- Tooth Picks
- Pipe Cleaners; Seed pods.



Directions:

- Have Beavers cut out dinosaur heads from the construction paper (or so they can make several heads to make it stronger by using a few layers of heads).
- Ask a parent helper to use a glue gun to attach the dinosaur head to the top of the pine cone
- Ask the parent / helper to glue two craft sticks to the bottom of the cone (these are the “skis”)
- Use pipe cleaners, chenille, or seed pods for the arms and tail.
- Glue toothpicks to the arms and attach them to the skis for ski poles.



Beaver Meeting - Detail Planning

Theme: Dinosaurs

Song:

The T-Rex Went Over the Mountain

(Tune: The Bear Went Over the Mountain)

The T-Rex went over the mountain,
The T-Rex went over the mountain,
The T-Rex went over the mountain,
To see what he could see.

And all that he could see,
And all that he could see,
Was the other side of the mountain,
The other side of the mountain,
The other side of the mountain,
Was all that he could see.



Beaver Meeting Schedule: Week Four

Theme: Dinosaurs

Date: _____

<i>Time</i>	<i>Activity</i>	<i>Program Details</i>	<i>Leader Responsible</i>
10 mins.	Gathering Activity	Admire everyone's costumes	
5 mins.	Opening Ceremony	<i>Details can be found in the Beaver Leader's Handbook</i>	
10 mins.	Craft	<ul style="list-style-type: none"> • "Caveman Face-Painting • Peanut-Butter-Dough Dinosaurs • "Caveman" Musical Instrument-Making 	
20 mins.	Theme Activity	<ul style="list-style-type: none"> • "Caveman" music and dancing 	
10 mins	Refreshments	<ul style="list-style-type: none"> • "Eat-the-Dinosaurs" and drink "Oog" Juice. • <i>(See Detail Planning Sheet)</i> 	
10 mins.	Lodge Meeting	Beaver Talk / Reminders	
5 mins.	Spiritual Fellowship	Recite Promise / Law Prayer / Talk	
5 mins.	Closing Ceremony	<i>Details can be found in the Beaver Leader's Handbook</i>	
15 mins.	Leader Discussion Time	Review meeting and discuss next week's plans	

Meeting
Notes:



Beaver Meeting - Detail Planning

Theme: Dinosaurs

Crafts

Caveman Face Painting

- Ask some parents, or older Scouts, to come and decorate the cavemen's faces, using Halloween face paint.

Peanut Butter Dough Dinosaurs

Prepare this edible dough ahead of time and *refrigerate* until needed.
Allow one cup per Beaver.

Ingredients:

- 2 cups of powdered dry milk
- 2 cups smooth peanut butter
- 1 cup of honey
- hard candies
- chocolate chips
- miniature marshmallows
- gumdrops

Directions:

- Mix together 2 cups of powdered dry milk
- 2 cups smooth peanut butter
- 1 cup of honey. (*Adjust the amount of honey according to the oiliness of the peanut butter; to suit personal taste*)
- Give the Beavers some dough (*after all Beavers have washed their hands*)
- Decorate the dinosaur from the supply of hard candies, chocolate chips, miniature marshmallows, and gumdrops.
- After they have admired everyone's work, they can eat them!



Beaver Meeting - Detail Planning

Theme: Dinosaurs

Crafts

Caveman Musical Instruments

- You can make a variety of instruments very simply.
- Make a tambourine from two foil pie plates. Put a handful of beans or macaroni in one plate, place the second plate face down over the first and tape the edges together.
- A drum can be made out of a coffee can with a plastic lid. Use sticks, pencils or spoons as drum sticks.
- A maracas can be made from any empty box or tin can partially filled with dried beans and covered securely with a lid.
- All these instruments will make a fine noise for your Beavers to play caveman music.

Refreshments

Oog Juice

- You can call any kind of punch mixture “Oog Juice”.
- Make a warm drink by heating equal amounts of grape juice and red fruit punch. Add raisins and slivered almonds. Enjoy!